

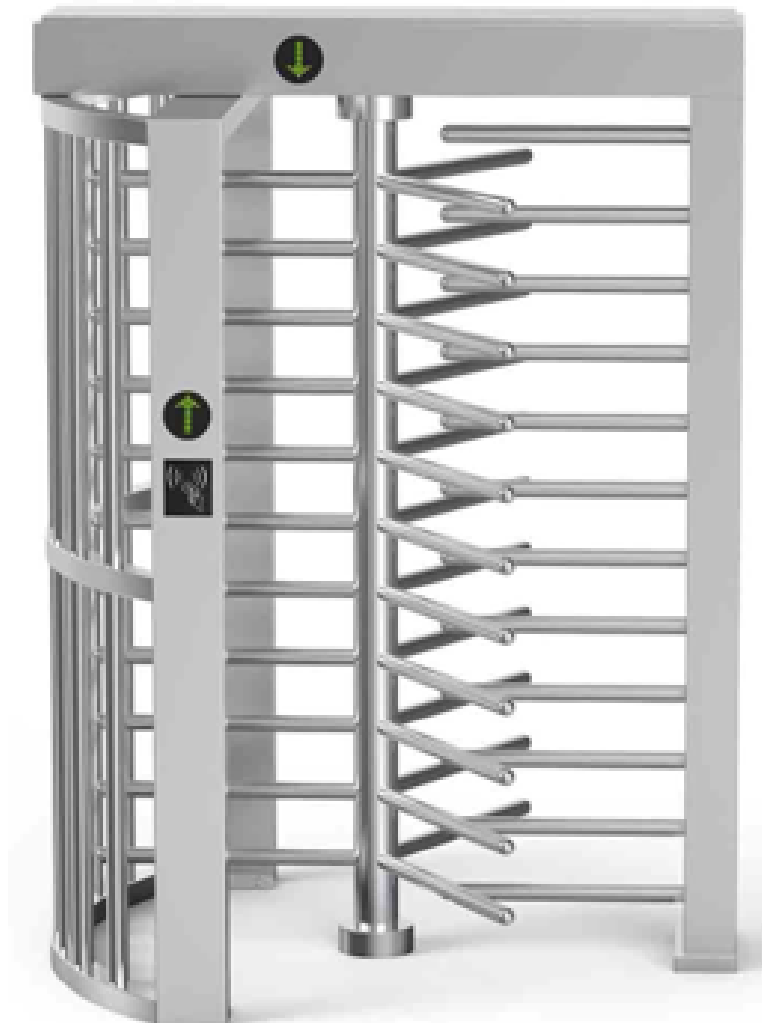
# ACCESS CONTROL VTU-S411

Full Height Turnstile -Single Door



## Full Height Turnstile (single door)

VTU-S411 full height turnstile is the highest security kind of turnstile and designed in single door type for pedestrian access, which can make stricter force control than other type. It is suitable for areas with high security. (e.g.: Embassy, stadium, bank, jail, oil field, construction site, station).



# ACCESS CONTROL VTU - S411

Full Height Turnstile -Single Door

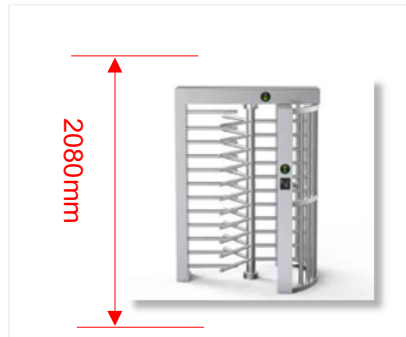


## Features


- Two way or one way working.
- 304 brushed stainless steel, durable and antirust.
- The movement with absorber structure, making the product operate very quietly.
- Support integrated with any type of access control systems.
- Anti-tailing function: only one person passes at one time.
- Structure of trunking to contain cable tidy inside the case.
- Green and red LED indicator display passing status.
- IP65 waterproof level, indoor/outdoor use.
- Fire safety requirements, arms open automatically.
- Entry direction can be controlled manually through lock.



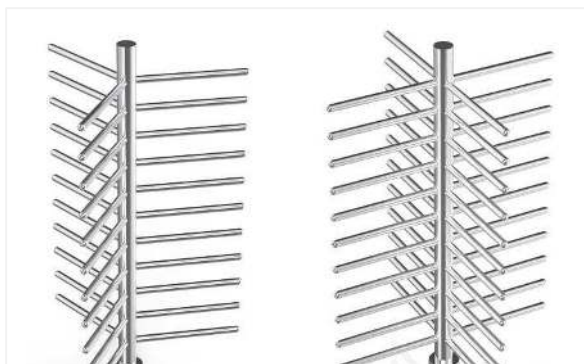
Manually Control Entry Direction




2080mm High Inner Space



304SS Waterproof



90°/120° Rotor Optional (three or four sections)



Anti-tailing Function: one person can pass at one time

# ACCESS CONTROL VTU - S411

Full Height Turnstile -Single Door



Card Solution



QR/Bar Code Solution



Biometric Solution



Remote Control



Touchless Button



Card



QR Code



Fingerprint



Face



Palm Vein

# ACCESS CONTROL VTU - S411



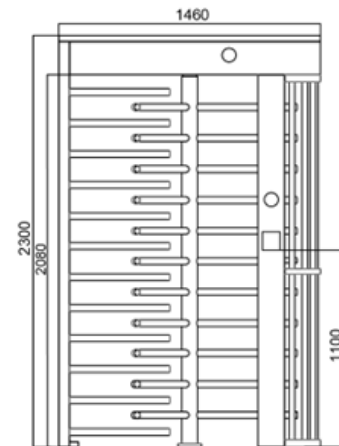
Full Height Turnstile - Single Door

## Specifications

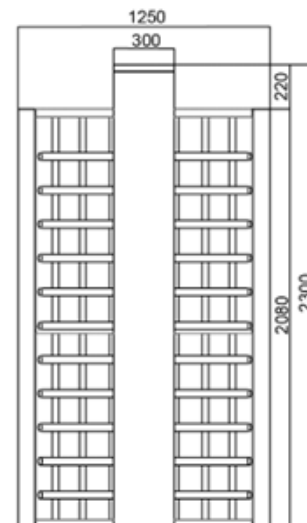
Model No.	VTU-S411
Type	Full Height Turnstile
Framework Material	304 Stainless Steel
Dimension	1460 * 1250 * 2300mm
Inner Height	2080mm
Net Weight	200kg/pcs
Passage Width	650mm/lane
Passing Direction	Single directional / Bi-directional
MCBF	10 million
Power Supply	AC220V/110V, 50/60Hz
Operation Voltage	24V DC
Power Consumption	40W
Operation Temperature	-15 °C - 60 °C
Operation Humidity	0 ~ 95% (No freeze)
Working Environment	Indoor / Outdoor
Flow Rate	30 people per minute
LED Indicator	Two LED indicators on top: green → entry, red × no entry



Front View



Side View



Top View

